

# CREATIONS UNLEASHED

## Dragons 1: Toothy

Hello! I hope you really enjoy building and playing with my LEGO dragon, Toothy!

Here are some helpful tips:

- Collect all of the bricks ahead of time to make building with the video faster and easier.
- When gathering the bricks, color doesn't matter. Never let color limit your creativity! ☺
- Sort your bricks into groups by shape. It is much easier to find the brick you need if each group is a different shape.
- If you don't have the exact part, try to make a replacement part out of smaller pieces (for example: one 1x8 flat can usually be replaced with two 1x4 flats).
- Search for more than one part at a time. That way, you won't need to search through your LEGO bin as many times.

If you have any problems or questions, please contact me at: <http://BestProductSupport.com>.

Unleash your creativity and have fun!

~ Andrew

### Parts List



2x

1x1 thick



2x

1x2 thick



2x

2x2 thick




2x

1x4 thick




1x

2x3 thick




4x

2x6 thick



1x

2x8 thick



4x

2x2 OR 2x2x2 cone



2x

1x1 with indented side bump



3x

2x2 technic receiving hinge



2x

2x2 technic vertical hinge



1x

2x2 technic horizontal hinge


# CREATIONS UNLEASHED

## Dragons 1: Toothy



2x

1x2 technic, 2 holes



4x

1x1 slope



4x

1x2 reverse slope



2x

1x3 slope



2x

1x3 reverse slope



3x

2x2 slope



2x

2x2 corner slope



8x

2x2 reverse slope



1x

2x3 slope




2x

2x3 reverse slope



1x

3x10 left corner slope



1x

3x10 right corner slope



5x

1x2 flat



8x

1x3 flat



2x

3 bump "L" piece



4x

2x2 flat



18x

1x4 flat



3x

1x6 flat



7x

2x4 flat




2x

1x8 flat




5x

4x4 flat




4x

2x8 flat




6x

4x6 flat



2x

1x1 flat round



19x

2x2 hover pad



6x

2x3 right wing piece



6x

2x3 left wing piece



3x

2x4 right wing piece

# CREATIONS UNLEASHED

## Dragons 1: Toothy



3x

2x4 left wing piece



2x

3x3 wing piece



4x

4x4 wing piece



1x

3x6 double wing piece



2x

3x6 right wing piece



2x

3x6 left wing piece



14x

1x2 zero bump flat



4x

1x1 clip hinge, clip opens upward



4x

1x1 clip hinge, clip opens sideways



4x

1x4 zero bump flat



4x

2x2 zero bump flat



4x

1x2 locking hinge, outer part



6x

1x2 bar hinge with a 1 bump bar



2x

1x2 clip hinge with 1 clip



14x

1x2 bar hinge with a 2 bump bar



4x

1x2 centered locking hinge, inner part



13x

1x2 clip hinge with 2 clips



2x

2x4 zero bump flat



4x

tooth



12x

Technic round to bump connector



1x

Technic 2 long round rod



3x

Technic hinge